

STANDARD CONSTRUCTION

- FRAME:** 18-GA. galvanized steel, channel or flanged type.
- BLADE:** 18-GA. galvanized steel. Blades approximately 4" on centers.
- SCREEN:** (When indicated)
1/2" sq. mesh, 19-GA. galvanized steel (.041").
- CONSTRUCTION:** Riveted and/or welded, full jambs with blades, head and sill contained within.

OPTIONS

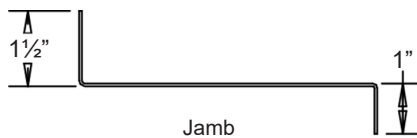
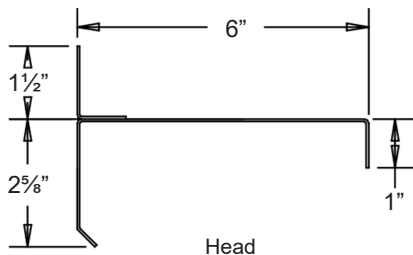
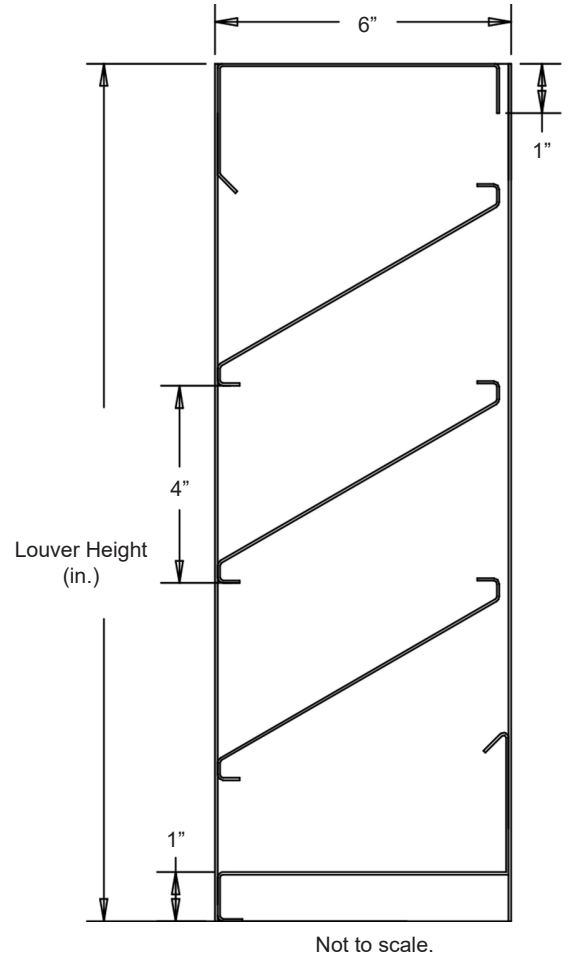
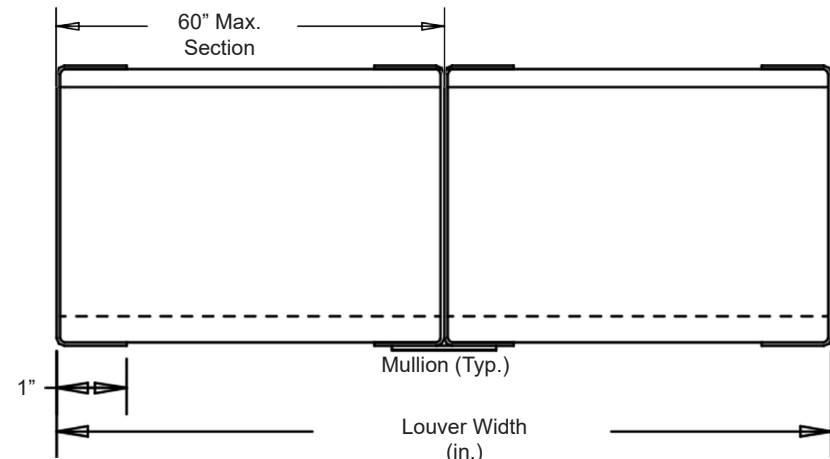
- Frames and Blades of other gauges
- Other materials - Stainless steel, Copper, Aluminum, etc.
- Finishes - Enamels, Epoxies, etc.
- Screens - Insect screen 18/16 aluminum mesh,
 - or- 1/2" flattened aluminum, .051",
 - or- 1/4" sq. mesh, 18-GA galvanized steel, .047",
 - or- 1/2" sq. mesh, 18-GA stainless steel, .047",
 - Others available.

NOTES

1. Nominal deductions will be made to the opening size given.
2. Approximate shipping weight is 11.0 lbs./sq.ft.

LOUVER SIZES

Min Panel	Max Single Panel
12"W x 12"H	60"W x 96"H



Flange Frame Available

Item #	Qty	Opening Size		Louver Size		Mullion	Screens		Location	Union Made
		Width	Height	Width	Height		Type			
Arch. / Eng. :						EDR:	ECN:		Job:	
Contractor:										
Project:						Date:	DWN:		DWG:	

In the interest of product development, Louvers & Dampers reserves the right to make changes without notice.